

NATIONAL EXPUNGEMENT WEEK 2020

IMPACT REPORT

APRIL 2021



Cage-Free
Repair



#OFFTHERECORD **BBCG** GRAND R

NATIONAL EXPUNGEMENT

ADVOCACY • NETWORK • GU



TABLE OF CONTENTS

SUMMARY

4

SPONSORS
& PARTNERS

6

SERVICES
& RESOURCES
OFFERED

8

FINANCIAL

9

MEDIA
SPOTLIGHT

10

TAKEAWAYS
& LOOKING
AHEAD

11

2020 TOP LINE NUMBERS:

24
CITIES

31
DIGITAL
EVENTS

70
EVENTS

200
PEOPLE
CLEARED OR
REDUCED
COURT
FEES/FINES

225
VOLUNTEERS

N.E.W. 2020 SUMMARY



2020 marked the third annual National Expungement Week (N.E.W.), and it was a year like no other. The onset of the COVID-19 pandemic altered our plans, but it did not deter us from our pursuit of justice.

The pandemic and its economic consequences disproportionately harm the same Black and Brown communities that have already been disproportionately harmed by the War on Drugs. All of the complications caused by the pandemic were compounded by the murder of George Floyd by Minneapolis police, which highlighted - once again - the brutality of racism experienced by Black and Brown communities. People around the U.S. and across the world, including many of our beloved organizers, rose up to protest these inhumane conditions.

Incarcerated people live in conditions that put them at high risk of contracting COVID-19, and people returning to their communities from incarceration, especially in the early days of the pandemic, faced a lack of information from state and county authorities. Halfway houses were often afraid to allow them inside. In response, we funded the printing

and distribution of informational re-entry packets, we were able to shift some resources to support our colleagues at the National Bail Out in time to bail out some Black mothers for Mother's Day, and organizers throughout 2020 pushed for immediate decarceration.

With N.E.W. scheduled for September 2020, we did not know if we would be able to safely coordinate any events, but the N.E.W. network demonstrated incredible resilience and innovation to meet the demands of the moment. Some organizers planned online events, while others found a way to host safe, socially distant events in their communities.

Our community and social outreach strategies, organic and paid, adapted due to the quarantine, with television appearances and news coverage by mainstream outlets such as Forbes, Politico and Gossamer helping to amplify public awareness.



2020 also marked the second year of partnership with Code For America (CFA), which hosted its 8th annual National Day of Civic Hacking (NDOCH) in early September, with a focus on the social safety net, that echoes the N.E.W. emphasis on wraparound services. Members of the N.E.W. team were also featured guests on a late 2020 webinar about record clearance hosted by CFA.

\$7,264,491

2020 PUBLIC BENEFIT CREATED

Includes increased wages, reduced public spending, and other benefits in the next two years; Chapin, Meyli, et al. "A Cost-Benefit Analysis of Criminal Record Expungement in Santa Clara County." Stanford Public Policy Practicum, 2014.

We continue to foster collaborations between CFA's network of volunteer brigades and our community-based organizers because it deepens the bond between our organizations, it's crucial to ensure that new technologies are informed by the lived experience of those who require the assistance, and it helps us identify new solutions in technology and system navigation.

Since we launched N.E.W. in 2018, we have helped 1,613 people start the process of clearing their record, and 7,170 people have received services of some kind. N.E.W. events feature a combination of wraparound services that include, but are not limited to, legal relief (record clearance and/or sealing), education about changes in record clearance policy, employment workshops, fine and fee reduction, free food and produce giveaways, health screenings, voter registration, and other services needed by individuals and communities that have been harmed by the War on Drugs.



663

PEOPLE
STARTED
PROCESS OF
EXPUNGING
OR SEALING
THEIR
RECORD

1,962

IN-PERSON
ATTENDANCE

2,362

ONLINE
ATTENDANCE

3,996

PEOPLE
RECEIVED
SERVICES OF
SOME KIND

4,324

OVERALL
ATTENDANCE

NATIONAL SPONSORS & PARTNERS

Thanks to the sponsors, partners, and coordinating organizations who make N.E.W. possible!

PRESENTING SPONSOR



NATIONAL PARTNER

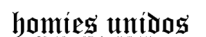


COORDINATING ORGANIZATIONS



**Cage-Free
Repair**





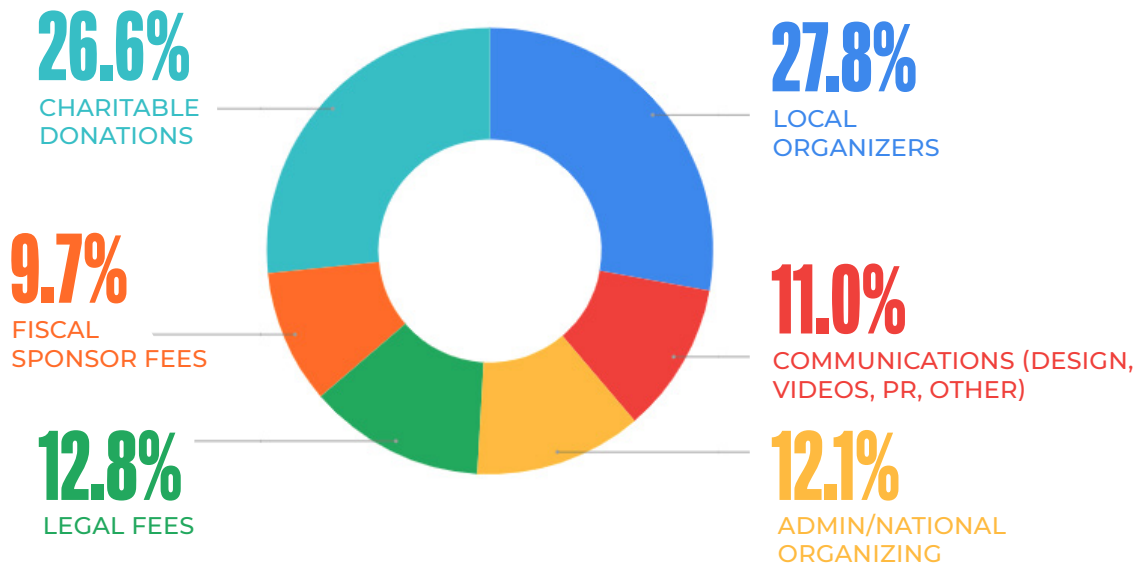
SERVICES & RESOURCES OFFERED

This chart shows the broad spectrum of services offered by the N.E.W. network. Each location provides services to best meet the needs of their communities.

| LOCATION | # OF EVENTS | SERVICES & RESOURCES OFFERED | | | | | | | | | | | |
|--------------------------------------|-------------|---------------------------------|--------------------------------|--|--------------------|-------------------|----------------------|----------------------|-----------------------|--------------------|--------------------|-----------------|-------|
| | | EXPUNGEMENT OR SEALING SERVICES | FINE/FEES RELIEF AND REDUCTION | EDUCATION: POST-CONVICTION RELIEF POLICY CHANGES | VOTER REGISTRATION | HOUSING RESOURCES | HEALTH/MENTAL HEALTH | EMPLOYMENT RESOURCES | EDUCATIONAL RESOURCES | FINANCIAL LITERACY | IMMIGRATION ADVICE | SOCIAL SERVICES | OTHER |
| Boston, MA | 1 | | | | | | • | • | | | | | |
| Brooklyn, NY | 1 | | | • | | | | | | | | | |
| Charleston, SC | 1 | • | | | • | • | • | • | | | | • | |
| Chicago, IL | 1 | | • | • | | | | | | • | | | • |
| Colorado (multi-county) | 2 | | | • | • | | • | | | | | | |
| Columbia, SC* | 1 | • | | | • | • | • | • | | | | • | |
| Compton, CA* | 2 | • | • | • | • | • | • | | | • | • | • | • |
| Detroit, MI | 1 | | | | | | • | | | | | • | |
| East St Louis, IL | 1 | | | • | | | • | | | | | | |
| Grand Rapids, MI* | 1 | | | | | | | | | | | | • |
| Honolulu, HI* | 4 | | | | • | | | | | | | | |
| Jacksonville, FL | 1 | | | | | | | | | | | | |
| Los Angeles, CA (multiple locations) | 5 | • | • | • | • | • | | | • | • | • | • | |
| Madison County, IL* | 1 | | | | | | | | | | | | |
| Milwaukee, WI | 2 | | • | • | | | • | | | | • | | • |
| New Bedford, MA | 1 | | | | | | | | | | | | |
| New York, NY | 5 | | • | • | | | | | | | | | |
| Philadelphia, PA | 1 | | | • | • | • | | • | | • | • | • | |
| Phoenix, AZ | 2 | | | • | • | | • | • | | | | | |
| Portland, OR* | 1 | | | | | | | | | | | | • |
| Prince George's County, MD | 1 | | • | | | | | | | | | • | • |
| Seattle/Tacoma, WA* | 1 | • | • | • | | | | | | | | | |
| Washington, D.C. | 1 | | • | • | | | | | | | | • | • |
| Western Massachusetts | 1 | • | | | • | | | | | | | • | |
| San Marcos, CA | 1 | • | | • | • | | | | | | | | |
| Savannah, GA | 1 | • | • | • | | • | | | • | | | | |
| Tacoma, WA | 1 | • | | • | | | | | | | | | |
| Washington, DC | 1 | • | • | • | • | | | | | | | • | |
| Worcester, MA | 1 | • | | | | • | | | | | | • | |

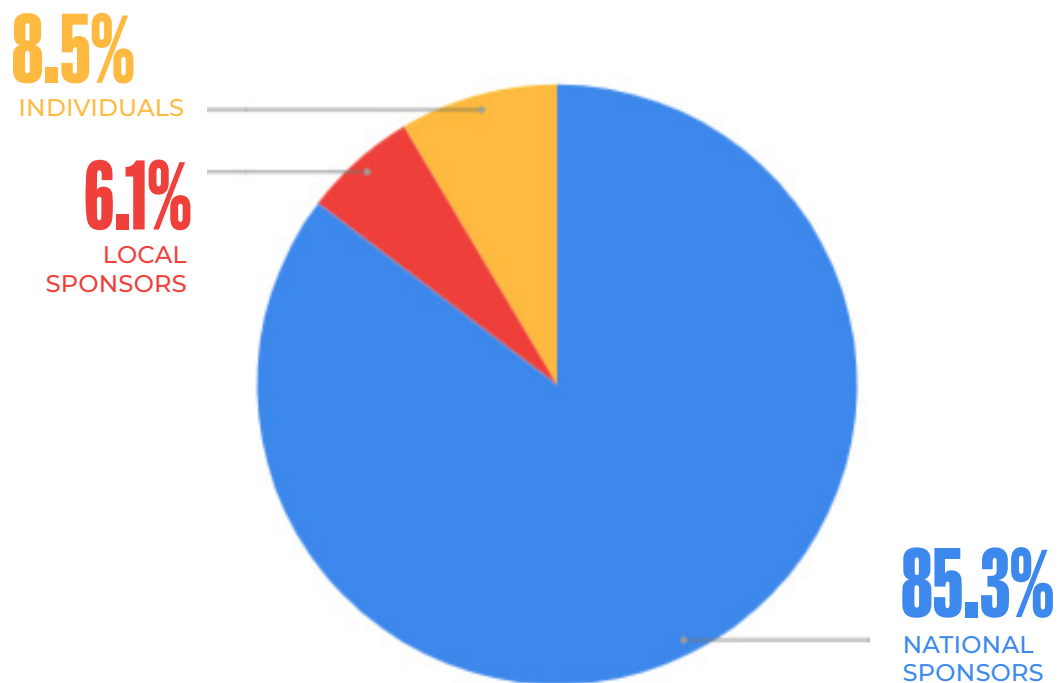
2020

EXPENSES | \$300,688



2020

REVENUE | \$363,268



MEDIA SPOTLIGHT

N.E.W. 2020 received coverage in these and other outlets



BENZINGA

CULTURE
MAGAZINE

Forbes

READER



GRAND RAPIDS
BusinessJournal



LA WEEKLY



Westword


dope
MAGAZINE



Leafly.



gossamer



TAKEAWAYS

The complex patchwork of policies across the U.S. presents multiple challenges. Filing fees, outstanding fines, the costs of events, and the need for childcare and transportation create economic obstacles to legal relief; the complexity of the record clearance process, which may require records to be collected from multiple courthouses and other sources, creates logistical obstacles; a lack of awareness of the mere possibility of legal relief, in the places where that is possible, creates an obstacle of knowledge.

LOOKING AHEAD

Moving forward, N.E.W. will become an independent entity, with the full support of Cage-Free Repair, and our events will be held year-round.

For the first three years, N.E.W. has existed as a project of Cage-Free Repair, the non-profit arm of Cage-Free Cannabis, and in 2020, we began coordinating record clearing and awareness events outside of the week. The name may change, but our core offerings - and the communities we serve - will remain the same.

This year marks the 50th anniversary of President Nixon's declaration of the War on Drugs, and with the change in administration, we see an opportunity to advocate for widespread policy changes that will lift up communities harmed by decades of this failed, racist war on people.

National Expungement Week offers individuals and organizations from justice-impacted communities a

platform to organize around, and they have used it to advocate for expansion of automated expungement, expansion of eligibility for record clearance, and further criminal justice reforms.

After the week itself ended, N.E.W. organizers finally said OUT LOUD that this holistic work must be conducted year-round because this unjust system operates year-round. In 2021, we have already started community outreach events, webinars, and record clearing events that will build to our Week of Action in September, 2021.

We hope to host N.E.W. events in all 50 states, Washington, D.C., and beyond! We expect to serve more people, to advocate for broader and deeper legal relief, and to lift up more communities that have been harmed by the War on Drugs.

**2018 - 2020
CUMULATIVE
IMPACT:**

8,087

OVERALL
ATTENDANCE

7,170

PEOPLE
RECEIVED
SERVICES OF
SOME KIND

1,613

PEOPLE STARTED
PROCESS OF
EXPUNGING OR
SEALING THEIR
RECORD

950

CLEARED OR
REDUCED COURT
FEES/FINES

\$17,673,641

**2018 - 2020 CUMULATIVE
PUBLIC BENEFIT CREATED**

Includes increased wages, reduced public spending, and other benefits in the next two years; *Chapin, Meyli, et al. "A Cost-Benefit Analysis of Criminal Record Expungement in Santa Clara County." Stanford Public Policy Practicum, 2014.*





**NATIONAL
EXPUNGEMENT
WEEK**
RE-ENTRY • REPAIR • HEALING

N.E.W. IS NOW YEAR-ROUND

Find us
@expungementweek

NationalExpungementWeek.org

